

hiscale

Video In. Brilliance Out.

Jiří Janiga

IBC 2023



hiscale
OBVIOUS FUTURE

scale
In. Brilliance Out.

jobs
WORKFLOWS

The future
of media is
scalable.

Transcode
without
boundaries.

flics
TRANSCODING

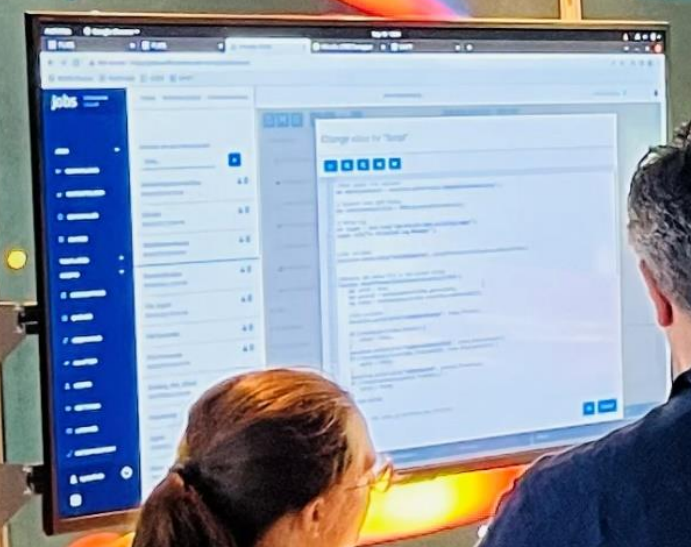


AI
OWN

FIL
CONCEP

FINDS
INTERV

GE
WHILE



e
mplex
workflows
easy.

hiscale.com/events

Novinky pro IBC

1. AVID INTEGRACE

2. RAW FORMÁTY

3. HARMONIC

4. OBVIOUS FUTURE

AVID Integrace: Woody

Checkin souborů do AVID

MediaCentral a Interplay

Získání souborů z AVIDu zpět

Vlastní vytvoření OP-Atom
souborů



RAW Formáty

R3D

BRAW

Cannon RAW

ARRI RAW

Pracujeme na Sony

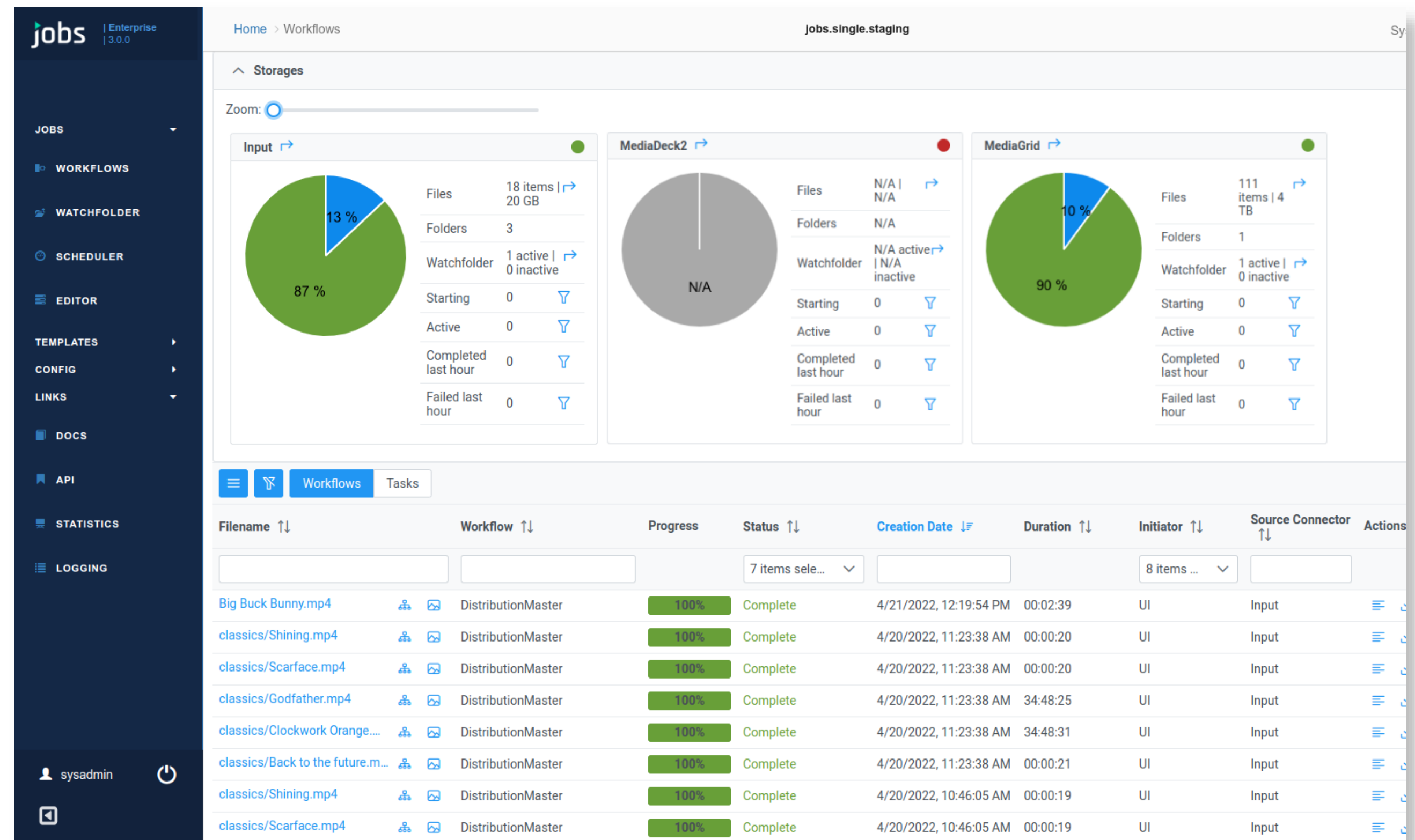
JOB S LITE: Storage Dashboard Harmonic

Využití disků:

- Dostupnost souborů
- Počet souborů
- Počet složek
- Využití místa

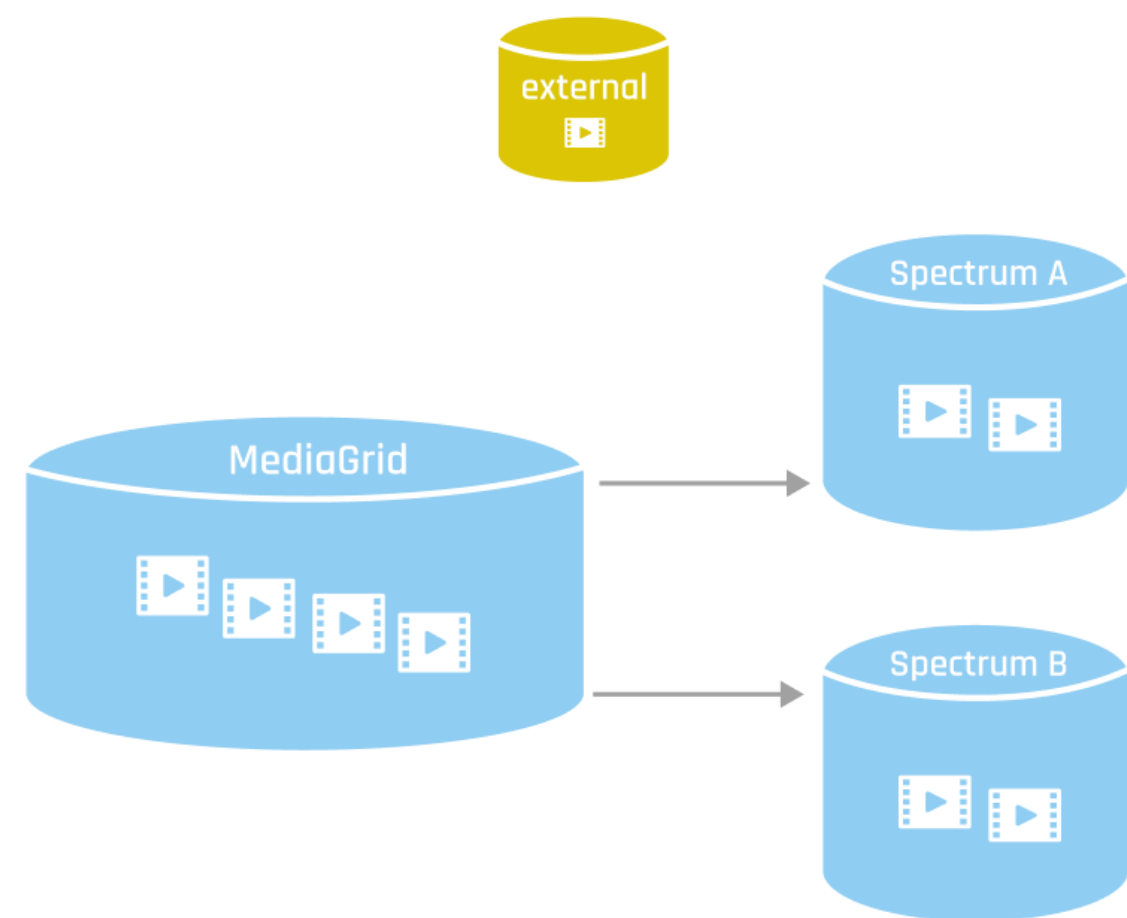
Předdefinované filtry pro různé pohledy

Seznam všech workflow

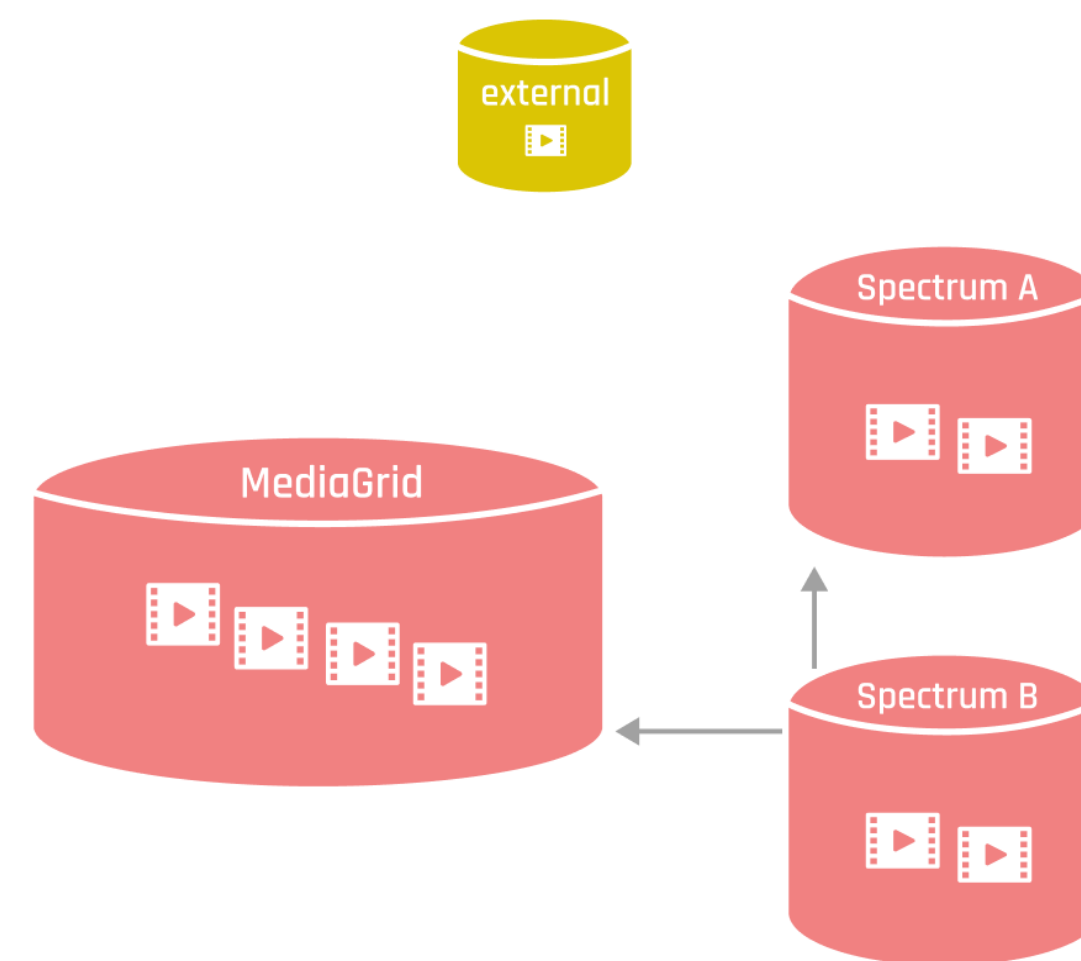


JOB LITE: Hlavní funkce Harmonic

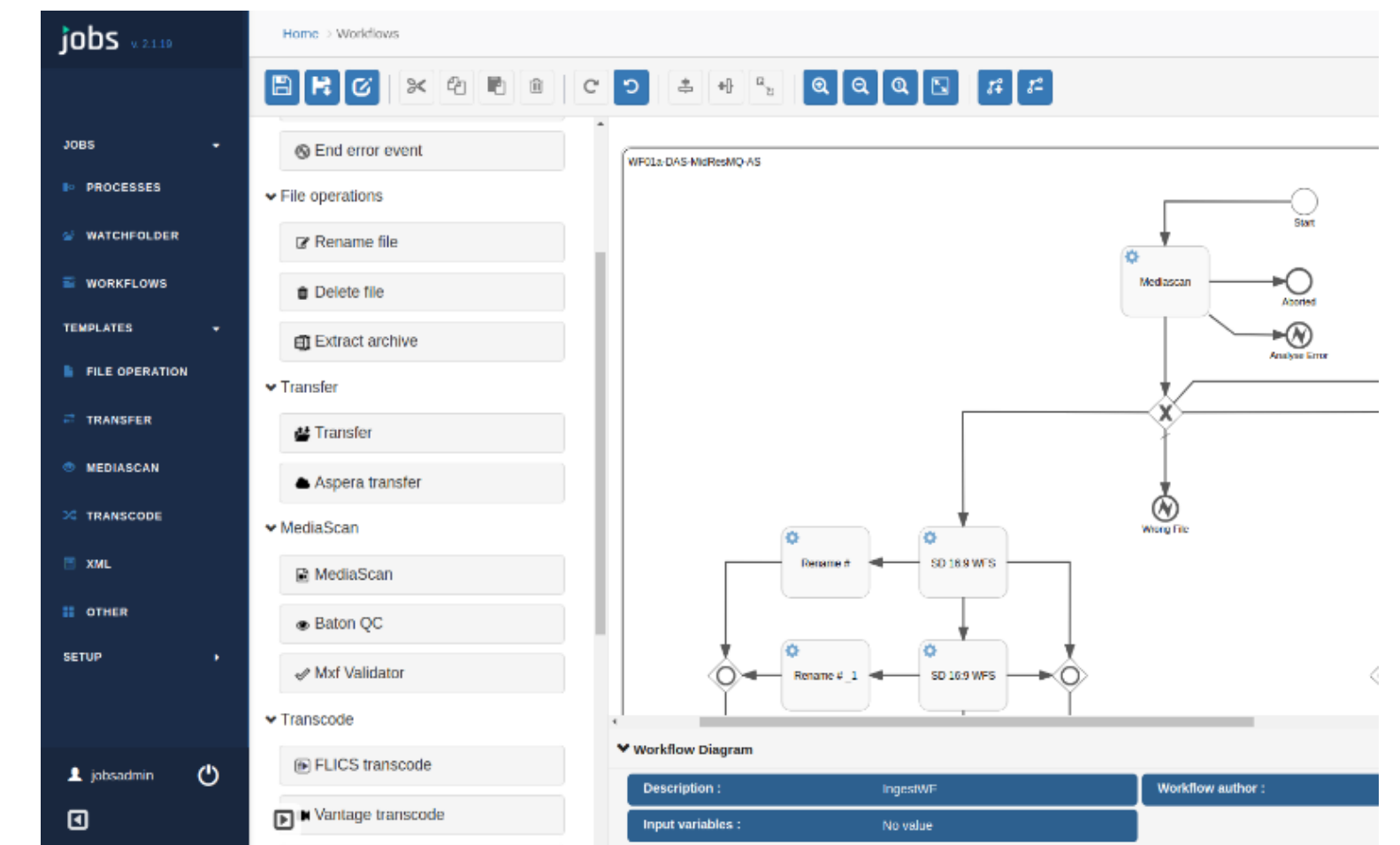
Zrcadlení souborů



Mazání souborů – Auto, Manuální,
Staří, Zaplnění disků



Workflow



Obvious Future



Obvious Future

Chat GPT vyhledávání

Bez tagování

Bez popisu metadat

8x rychlejší indexace než realtime

Live indexace

Momentálně on-premise

Vyvinuto editorem pro editory – 80/20

The logo for 'jobs' features the word 'jobs' in a dark blue, lowercase, sans-serif font. A small green triangle is positioned above the letter 'j', pointing to the right.

Video Workflow Platform

Co je JOBS?

Video workflow systém

Platforma s vlastní integrací

On-premise nebo cloud

RestAPI

Adaptér

Toolbox pro inženýry

The screenshot displays the JOBS Enterprise 3.2.25 Workflows Editor interface. The left sidebar contains navigation options: JOBS, WORKFLOWS, WATCHFOLDER, SCHEDULER, EDITOR, TEMPLATES, CONFIG, LINKS, DOCS, API, STATISTICS, and LOGGING. The central panel shows a list of workflows, with 'DistributionMaster' selected. The right-hand toolbox includes categories: Events, Subworkflows, Gateways, File operations, Transfer, Quality control, Transcode, XML, Notification, and Custom Code. The main area displays a workflow diagram with tasks: MediaScan - Inspection, Script - Verify ScanResults, Baton QC, Script - Verify BatonResults, Checking User To Do, Minnetonka ATS upmix, and Notify UserCanceled. The Workflow Diagram panel at the bottom shows metadata: Description: No value, Input variables: No value, Execution limit: No value, Workflow author: No value, and Exclusive start: [checkbox].

TOOLBOX pro inženýry

JavaScript Code ve workflow

- Custom Plugins (SDK)

- Existující napojení

Command Line integrace

The screenshot displays the 'Jobs Enterprise 3.2.25' Workflows Editor interface. The left sidebar contains a navigation menu with categories: JOBS, WORKFLOWS, WATCHFOLDER, SCHEDULER, EDITOR, TEMPLATES, CONFIG, LINKS, DOCS, API, STATISTICS, and LOGGING. The main workspace is titled 'Home > Workflows Editor > DistributionMaster' and shows a list of workflows, with 'DistributionMaster' (dated 09/18/2023 09:50 AM) selected. Below the list is a 'Task Toolbox' with categories: Events, Subworkflows, Gateways, File operations, Transfer, Quality control, Transcode, XML, Notification, and Custom Code. The Custom Code section includes Script task, Command Line, Plugin task, and Custom Status. The right pane shows a 'Workflow Diagram' for 'jobs.single.staging'. The diagram is a flowchart starting with 'MediaScan - Inspection', followed by 'Script - Verify ScanResults', a gateway, 'Baton QC', another 'Script - Verify BatonResults', a gateway, 'Checking User To Do', a gateway, 'Minnetonka ATS upmix', and finally 'Start ErrorHandling'. There are also 'Start ErrorHandling' nodes at the beginning of some branches. A 'Notify UserCanceled' node is connected to the 'User Canceled' path from the 'Checking User To Do' gateway. The bottom of the interface shows a 'Workflow Diagram' metadata table.

Workflow Diagram			
Description :	No value	Workflow author :	No value
Input variables :	No value	Exclusive start :	<input type="checkbox"/>
Execution limit :	No value		

FILES A MANAGEMENT

Read, rename, analyse, transfer,
delete

SMB, FTP/SFTP, NFS, EFS, S3

The screenshot displays the 'jobs' software interface. On the left is a dark sidebar with navigation options: JOBS, WORKFLOWS, WATCHFOLDER, SCHEDULER, EDITOR, TEMPLATES, CONFIG, LINKS, DOCS, API, STATISTICS, and LOGGING. The main area is titled 'Home > Workflows' and shows a list of workflows under the 'Storages' section. The selected workflow is 'DistributionMaster: Big Buck Bunny.mp4', which is expanded to show a detailed view. This view includes a search bar, a table with 8 columns, and a progress bar for the 'DistributionMaster' workflow.

Workflow / Label	Go To	Progress	Status	Creation Date	Duration	Template	Actions
▼ DistributionMaster	[Icons]	17%	Running	10/4/2023, 12:45:20 PM	00:00:28		[Icons]
Baton QC	[Icon]	52%	Running	10/4/2023, 12:45:34 PM	00:00:14	Baton-Template	[Icons]
Script - Verify ScanResults	[Icon]	100%	Complete	10/4/2023, 12:45:34 PM	00:00:00		[Icons]
MediaScan - Inspection	[Icon]	100%	Complete	10/4/2023, 12:45:29 PM	00:00:04	Mediascan	[Icons]

Uživatelský vstup

Webhooks, SNMP a

Email notifikace

Kanály v MS Teams a Slack

The screenshot displays the 'jobs' software interface. On the left is a dark sidebar with navigation options: JOBS, WORKFLOWS, WATCHFOLDER, SCHEDULER, EDITOR, TEMPLATES, CONFIG, LINKS, DOCS, API, STATISTICS, and LOGGING. The main area shows a list of workflows under 'Workflows' with columns for 'Filename' and 'Base Filename'. A workflow named 'DistributionMaster: Big Buck Bunny.mp4' is selected, and its editor is open. The editor shows a complex flowchart with steps: MediaScan - Inspection, Script - Verify ScanResults, Baton QC, Script - Verify BatonResults, Checking User To Do, Minnetonka ATS upmk, Script - Set Path to S3 Temp, and FLICS transcode. There are also several 'Start ErrorHandling' and 'Notify UserCanceled' nodes. A 'System Status' indicator is visible in the top right corner.



This screenshot shows a modal dialog box with the text 'Material can be processed' and two buttons: 'accept' and 'denied'. Below the dialog is a table showing the progress of the 'DistributionMaster' workflow. The table has columns for 'Workflow / Label', 'Go To', 'Progress', 'Status', and 'Creation Date'.

Workflow / Label	Go To	Progress	Status	Creation Date
DistributionMaster		33%	Running	10/4/2023, 12:45:20 PM
Checking User To Do		0%	Waiting	10/4/2023, 12:46:02 PM
Script - Verify BatonResults		100%	Complete	10/4/2023, 12:46:02 PM
Baton QC		100%	Complete	10/4/2023, 12:45:34 PM



JOB

The JOBS API documentation

Created by hiscale GmbH
 See more at <http://www.hiscale.com>
[Contact the developer](#)

adapter

Show/Hide | List Operations | Expand Operations

connectors

Show/Hide | List Operations | Expand Operations

dashboardviews

Show/Hide | List Operations | Expand Operations

GET /dashboardviews

Implementation Notes
 Returns a list of dashboardview objects

Parameters

Parameter	Value	Description	Parameter Type	Data Type
size	<input type="text" value="10"/>	number of dashboardview objects to return	query	integer
from	<input type="text" value="0"/>	The first element to return	query	integer
api-version	<input type="text" value="2 (default)"/>	Jobs API version.	header	integer

Response Messages

HTTP Status Code	Reason	Response Model	Headers
200	ok		

[Try it out!](#)

DELETE /dashboardviews/{id}

GET /dashboardviews/{id}

PUT /dashboardviews/{id}

license

Show/Hide | List Operations | Expand Operations

logs

Show/Hide | List Operations | Expand Operations

processes

Show/Hide | List Operations | Expand Operations

system

Show/Hide | List Operations | Expand Operations

tasks

Show/Hide | List Operations | Expand Operations

RestAPI

Uživatelské účty

Výstupy

The screenshot displays the Grafana Jobs Enterprise 3.2.25 user management interface. The top navigation bar includes the logo, version, and system status. The left sidebar contains a menu with categories like JOBS, WORKFLOWS, WATCHFOLDER, SCHEDULER, EDITOR, TEMPLATES, CONFIG, CONNECTORS, QUEUES, WEBHOOKS, ADAPTER, USERS, SETTINGS, LICENSE, IMPORT/EXPORT, and LINKS. The main content area shows a list of users and a detailed view for the 'sysviewer' user.

Users List:

- demouser - Viewer - JOBS User
- jobsoperator - Operator - JOBS User
- jobsvviewer - Viewer - JOBS User
- SportsOperator - Operator - JOBS User
- sysadmin - Admin - JOBS User
- sysviewer - Viewer - JOBS User

User Details for 'sysviewer':

- NAME:** sysviewer (with a 'Rename' button)
- PASSWORD:** [Redacted]
- ROLES:**

<input type="radio"/>	Admin
<input type="radio"/>	Operator
<input checked="" type="radio"/>	Viewer

Buttons at the bottom of the user details panel include: 'Set Default Workflow Roles', 'Configure Workflow Roles', 'Save item', 'Copy item', and 'Delete item'.



The logo for 'flics' is displayed in a dark blue, lowercase, sans-serif font. The letter 'i' is stylized with a red triangle pointing to the right, positioned above the dot of the 'i'.

Elastic Transcoding Cluster



**THANK YOU
FOR VISITING.
SEE YOU AT
IBC2024**

13 - 16 SEPTEMBER

Jiri Janiga

jiri.janiga@hiscale.com