



IBC 2023 HIGHLIGHTS

Tomáš Kříž – CEE Sales

Pawel Oleksinski – Pre Sales



LET'S TALK AUTOMATION!

www.aveco.com

ASTRA V

REDWOOD WHITE 2023

GEMINI

ASTRA V

REDWOOD WHITE 2023


GEMINI



QNX KING IS DEAD...

...LONG LIVE THE LINUX KING!

As a part of the product evolution,
ASTRA automation platform is now powered by



LINUX OS

New ASTRA V servers



- Latest IT technologies and IP standards on Linux based platform
- Higher density COTS hardware
- Virtualization/Public cloud
- Real-time control performance
- Modular expansion
- Enhanced security (such as SSO authentication)
- Plug-in modules (IDP, Open API)
- Modern centralized monitoring of automated workflows
- 1-8 Playlists
- New integrations and device controllers
- NUE client ONLY
- 24/7 reliability

New ASTRA V servers



Interfaces:

- 2x Redundant 1/10GbE LAN interfaces
- Clock NTP ONLY

VRP7 internal card:

- BB/Tri Level genlock BNC connector
- Industrial GbE connection to external COU
- No serial and GPI/O ports on the server

Platform 1RU:

- Host swap RAID system disks
- Open SUSE Linux OS

New ASTRA V servers



New external COU (Change-Over-Unit):

- All-in-one 1RU chassis
- GPI/O: 8x IN ports, 8x OUT ports
- 24x RS422 ports
- Industrial GbE connection to ASTRA V server
- Use in redundant or non-redundant ASTRA server configurations when serial and/or GPIO ports are necessary

Standard control panel

- Transport control buttons
- Jog & Shuttle wheel
- Playout control
- Soft keys
- Programmable colors
- USB control and power



ASTRA V

REDWOOD WHITE 2023

GEMINI

Redwood WHITE Model 2023



- Powered by SUSE Linux (same OS as ASTRA V, but different HW)
- Higher density: 4 channels (8 SDI IO ports) with live input in 1RU
- Higher disk capacity: (14TB in NVME RAID5 expandable to 65TB)
- TCP/IP API control by ASTRA
- Sold as an Aveco supported turnkey solution

Redwood WHITE Model 2023



- Multi-layer graphics insertion, including DVE, for enhanced visual output
- High-performance channel branding capabilities for professional quality production
- Can be used as a graphics engine, suitable for both studio and master control playout
- Powered by CasparCG, an open-source platform with proven reliability in 24/7 operations
- Best for thematic, interim and on-line channels
- Super-robust ASTRA server back-end

Redwood WHITE Model 2023

Configurations

For MCR

- Videosever – video only
- GFX (CG, Logo) – up-stream or down-stream: separate K/F outputs
- ICP – video + multilayer GFX, including DVE

For ASTRA Studio 3/News Block

- Videosever (fast cue time)
- Graphics (key, fill to vision mixer)
- Complete newsroom workflow

Redwood WHITE Model 2023

WEB Component for NRCS or NUE client

The screenshot displays the AVECO CG MANAGER web interface. The browser address bar shows the URL 192.168.39.51/cg/. The page title is "AVECO CG MANAGER". The main content area is a grid of video thumbnails, each with a name and a "CREATED" timestamp. The thumbnails are arranged in a grid with columns for "THUMBNAIL", "NAME", and "CREATED".

THUMBNAIL	NAME	CREATED
	1	
	2018_bug_as3_lower_left	
	2018_bug_as3_lower_right	
	2018_lower3rd_cin	
	2018_ots_left_construction	
	2018_ots_right_steam	
	bbc_live	
	bbc_lower3rd	
	bbc_radio	
	box_lower3rd	
	breaking	
	breaking-opener	
	breaking_animated	
	breaking_arab	
	bumper	

At the bottom of the interface, there is a control panel with the following elements:

- Buttons: toggle view, delete, create page, insert to rundown, reload, search
- Form fields: NAME (flat_lower3rd), IN (:::), DUR (:::)
- Form fields: FLD01 (TEXT LINE 1), FLD02 (TEXT LINE 2)

ASTRA V

REDWOOD WHITE 2023


GEMINI

Let's talk GEMINI ...



Use GEMINI on the device of your choice ...
iPad, Android tablet, notebook or desktop:
- in your favorite HTML5 web browser

Let's talk GEMINI ...



ANYWHERE ... ANYTIME ... ANYONE !!!
Cloud, Multi-cloud, On-premises, Hybrid
operations

Metadata

Rich metadata structure

- Technical
- Descriptive

Configurable metadata model

The screenshot displays the AVECO video editor interface. At the top, there is a navigation bar with 'Dashboard', 'Media', and 'Video Editor' tabs, a search bar, and a user profile for 'Jane Doe'. The main workspace is divided into three panels:

- Video Preview:** Shows a video clip titled 'Movie10_News_home_23-01-2020_eng.mkv'. The video player shows a scene from a kitchen with a chef. A timeline below the player indicates the current position at 0:53:04:00.
- METADATA EDIT:** A table for editing metadata for the selected clip. It includes fields for JobID, Origin, OrigOut, and Warranty, with values such as 'KJK8' and '00:00:01:23'.
- PROJECT BIN:** A list of clips in the project bin, each with a number, name, and categories. The clips are: 1. The_Movie (Movie, Thriller), 2. New Film (Documentary, Nature), 3. The_Movie (Movie, Thriller), 4. New Comedy (Documentary, Nature), 5. The_Movie (Movie, Thriller), 6. New Comedy (Documentary, Nature), 7. The_Movie (Movie, Thriller), 8. New Ad (Documentary, Nature).

Asset Detail

- Browse and edit asset metadata
- Frame accurate low-res player
 - trimming
 - subclips
- Selection of scene keyframes
- Timeline annotations

The screenshot displays the AVECO Media interface with a dark blue header containing navigation tabs (Dashboard, Media, Video Editor), a search bar, and user information (Jane Doe). The main content area is divided into three panels:

- Video Player:** Shows a video frame of a man in a suit. Below the frame is a playback control bar with a progress slider at 0:53:04:00, audio settings (Audio ENG2), and playback controls.
- KEY FRAMES:** A grid of 12 small video thumbnails representing keyframes from the video, each with a timestamp of 00:01:23:14.
- SPYGLASS:** A table of metadata for the video asset, including JobID, Origin, OrigOut, and Warranty, repeated for multiple instances.
- SUBTITLES:** A table of subtitle data, including In, Out, and Duration timestamps, with a search bar and export options.

Timeline annotations

The screenshot displays the AVECO Video Editor interface. At the top, there are navigation tabs for 'Dashboard', 'Media', and 'Video Editor'. A search bar contains the text 'youtube-the_batman_trailer (NAS)'. The main video player shows a scene from a Batman trailer with a yellow timeline bar overlaid. Below the player is a 'Keyframes' grid with 12 thumbnails and their corresponding timestamps: 00:00:00:00, 00:00:15:02, 00:00:20:15, 00:00:27:21, 00:00:36:17, 00:00:42:02, 00:00:49:02, 00:00:53:15, and three more in the third row. On the right side, the 'Spyglass' panel is open to the 'Timeline annotation' view. It features a 'Versions' section with a table of annotations and a 'Search in versions' input. Below that is an 'Annotations' section with a 'Search in TLA' input and a list of three annotations: 'Legal', 'Investigation', and 'Letter', each with its 'MarkIn', 'MarkOut', and 'Duration' values.

Name	TLAs	Last update	Duration
<input checked="" type="checkbox"/> Storyboard	4	05/07/2021, 17:56:20 Potuzak	00:01:03:04

Category	MarkIn	MarkOut	Duration
<input checked="" type="checkbox"/> Legal	00:00:00:00	00:00:15:08	00:00:15:08
<input type="checkbox"/> Investigation	00:00:16:10	00:00:48:18	00:00:32:08
<input type="checkbox"/> Letter	00:00:50:14	00:00:57:00	00:00:06:11

- Asset annotations
 - related to position
 - related to segment
- Multiple versions
- Categories
- Fulltext searchable

Media List

Filters

- by every metadata field
- user defined
- can be saved

Fulltext search

- combined with filtering
- Manual trigger of Actions

The screenshot displays the AVECO Media List interface. At the top, there is a navigation bar with 'Dashboard', 'Media', and 'Video Editor' tabs. A search bar is located on the right, and a user profile for 'Jane Doe' is visible. Below the navigation bar, there is a search filter section with 'My Preset' selected and 'Found 169 items' displayed. A table of media items is shown with the following columns: Name, Category 1, Category 2, RecID, JobID, Movie type, Created, and Actions. Two items are selected, indicated by checkboxes in the first column.





































	Name	Category 1	Category 2	RecID	JobID	Movie type	Created	Actions
<input type="checkbox"/>	The_Movie	Movie	Thriller	ID89877H	9800-JIK	Full movie	21-1-2020	
<input checked="" type="checkbox"/>	European-News	Documentary	Nature	IDKJU987	9876-HUO	Trailer	20-2-2019	
<input type="checkbox"/>	Naturally-the-best-movie-you-ha...	Movie	Comedy	ID89JUJH	8790KL	Full movie	3-1-2018	
<input type="checkbox"/>	The_Movie	Movie	Thriller	ID89877H	9800-JIK	Full movie	2-12-2010	
<input type="checkbox"/>	Doctor_Who_02	Movie	Comedy	ID89JUJH	8790KL	Full movie	3-1-2018	
<input type="checkbox"/>	The_Movie	Movie	Thriller	ID89877H	9800-JIK	Full movie	12-3-2020	
<input type="checkbox"/>	The_Movie	Documentary	Thriller	ID89877H	9800-JIK	Full movie	2-12-2010	
<input type="checkbox"/>	Doctor_Who_02	Movie	Comedy	ID89JUJH	8790KL	Full movie	3-1-2018	
<input type="checkbox"/>	The_Movie	Commercial	Thriller	ID89877H	9800-JIK	Full movie	12-3-2020	
<input checked="" type="checkbox"/>	Naturally-the-best-movie-you-ha...	Movie	Comedy	ID89JUJH	8790KL	Full movie	3-1-2018	
<input type="checkbox"/>	Doctor_Who_02	Movie	Comedy	ID89JUJH	8790KL	Full movie	3-1-2018	
<input type="checkbox"/>	The_Movie	Movie	Thriller	ID89877H	9800-JIK	Full movie	12-3-2020	

At the bottom of the table, there is a 'Show more' button and a pagination control showing 'Show 30 results per page' and '1 2 3 ... 12'.

Search

- Complex filtering
- Targeted search
- Full-text search
- Queries can be saved
- Media can be browsed, edited, exported or processed by a chosen workflow.

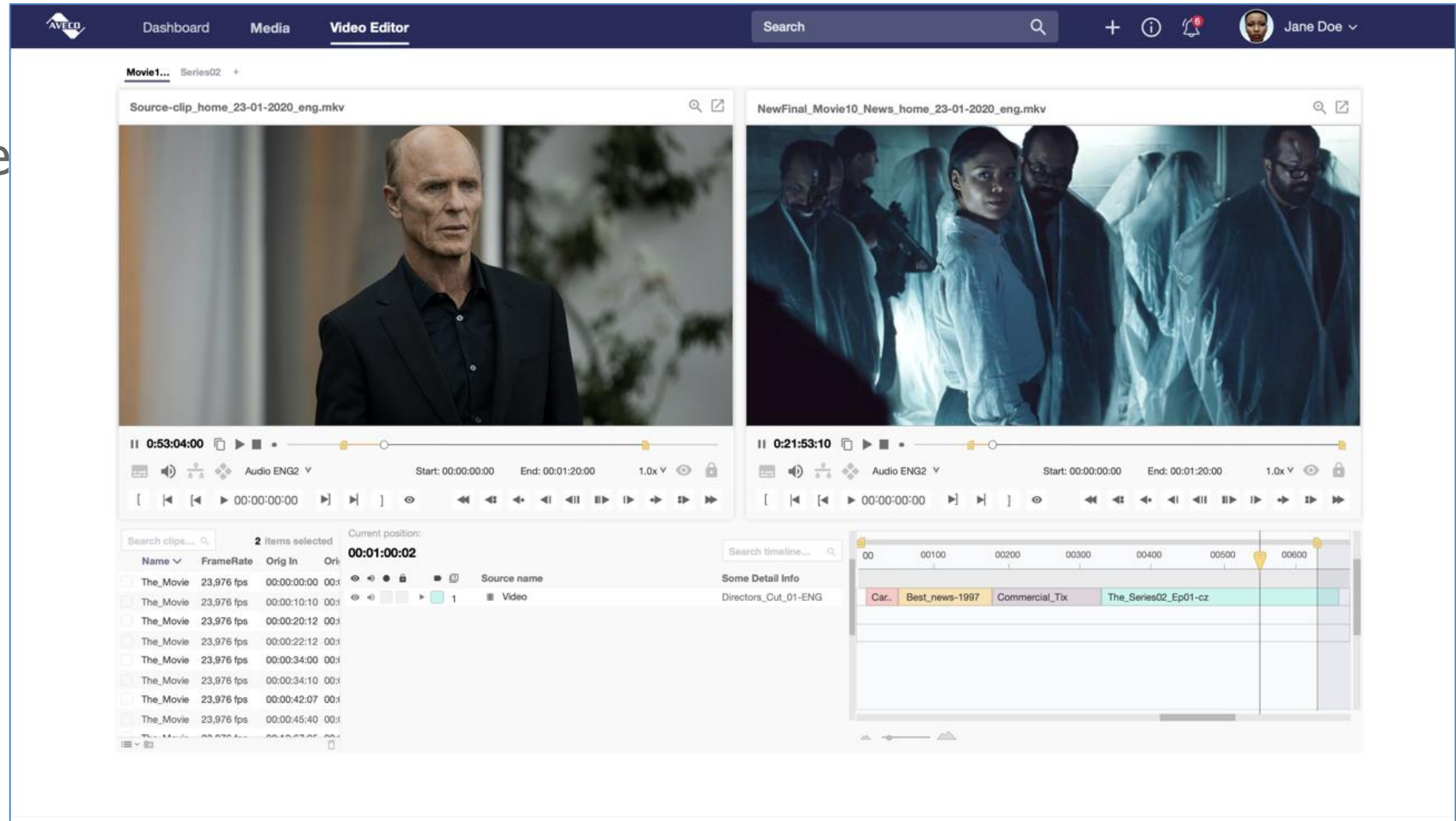
The screenshot shows the Gemini Media search interface. At the top, there's a navigation bar with 'GEMINI', 'Dashboard', 'Media', and 'Video Editor'. A search bar contains the text 'Search' and a magnifying glass icon. To the right, there are icons for help, notifications (6), and a user profile for 'Jane Doe'. Below the navigation bar, the search results are displayed. The search criteria are: 'My Preset', 'Found 169 items', '2 items selected'. The search filters are: 'All Any', 'Name = Jan Nowak', 'JobID contains New', 'All Any', 'Origin = 00:00:00:00', 'All Any', 'JobID = 8789', 'All Any', 'Name = Jan Nowak', 'JobID contains New'. The search results are sorted by Name. The table below shows the search results:

	Name	Category 1	Category 2	RecID	JobID	Movie type	Created	Actions
<input type="checkbox"/>	 The_Movie	Movie	Thriller	ID89877H	9800-JIK	Full movie	2-12-2010	  
<input type="checkbox"/>	 Doctor_Who_02	Movie	Comedy	ID89JUH	8790KL	Full movie	3-1-2018	  
<input type="checkbox"/>	 The_Movie	Movie	Thriller	ID89877H	9800-JIK	Full movie	12-3-2020	  
<input type="checkbox"/>	 The_Movie	Documentary	Thriller	ID89877H	9800-JIK	Full movie	2-12-2010	  
<input type="checkbox"/>	 Doctor_Who_02	Movie	Comedy	ID89JUH	8790KL	Full movie	3-1-2018	  
<input type="checkbox"/>	 The_Movie	Commercial	Thriller	ID89877H	9800-JIK	Full movie	12-3-2020	  
<input checked="" type="checkbox"/>	 Naturally-the-best-movie-you-ha...	Movie	Comedy	ID89JUH	8790KL	Full movie	3-1-2018	  
<input type="checkbox"/>	 Doctor_Who_02	Movie	Comedy	ID89JUH	8790KL	Full movie	3-1-2018	  
<input type="checkbox"/>	 The_Movie	Movie	Thriller	ID89877H	9800-JIK	Full movie	12-3-2020	  

At the bottom of the interface, there is a 'Show more' button, a 'Show 30 results per page' dropdown, and a pagination control showing '1 2 3 ... 12'.

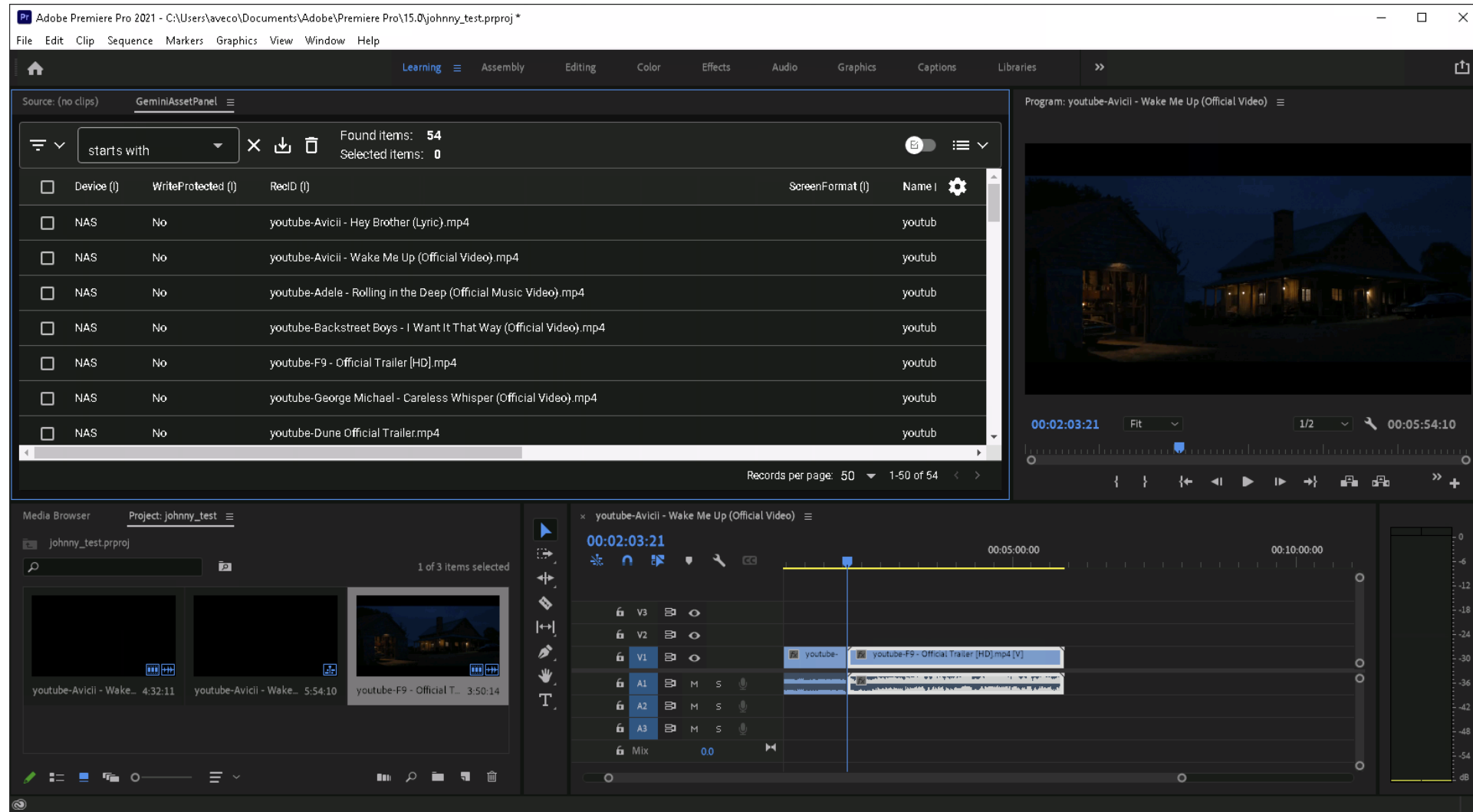
Video Editor

- Create/open/edit/save the project
- Collect source media
- Create storyboard
- Edit and preview timeline
- Export to 3rd party NLE or rendering services



Integration with Adobe Premiere

- Plugin inside Adobe
- Whole GEMINI DB accessible
- Drag & Drop to bin and timeline
- Placeholders



User Management

- Users, groups, roles
- Access rights
 - Features, tools
 - Metadata fields
 - Actions
- Integration with Active Directory

The screenshot displays the AVECO User Management interface. At the top, there is a navigation bar with 'Dashboard' and 'Media' tabs, and a user profile 'PP'. Below this, the 'User Management' section is active, showing tabs for 'GROUPS' and 'USERS'. The 'GROUPS' tab is selected, showing a list of groups: 'Administrators' (4 members) and 'Media' (13 members). The 'Administrators' group is selected, and the 'ROLES for group "Administrators"' are displayed. The roles are organized into sections: 'Dashboard' (Access to dashboard, Add/Remove widgets), 'Media' (Access to Media section), 'Media / Actions' (Copy to NAS, Create new placeholder, Delete DB, Delete, Generate placeholder ID, Generate subclip ID, Is unique, Is unique all, Test, Transfer, Custom action X, Transfer to ARCHIVE), 'Media / Filters' (Predefined filters only, Manage own filters), and 'Media / Keyframes' (Browse keyframes, Manage keyframes (Create /



THANK YOU FOR YOUR ATTENTION

Pawel Oleksinski- AVECO Pre-Sales